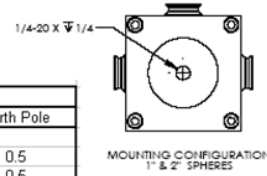
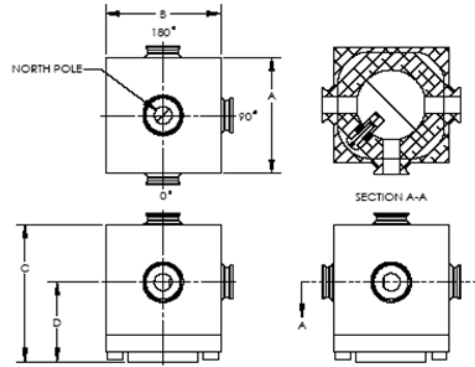
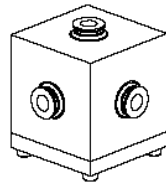
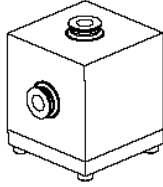


## 2" Integrating Spheres



P/N	Dimensions (inches)				Port Diameters (inches)			
	A	B	C	D	0 Deg	90 deg	180 deg	North Pole
819D-SL-2	2.613	2.613	2.925	1.619	1	0.5	n/a	0.5
819C-SL-2	2.613	2.613	2.925	1.619	1	0.5	0.5	0.5